


Surface Mount General Purpose Rectifier

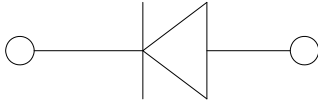


Features

- Low profile package
- Ideal for automated placement
- Glass passivated chip junction
- Switching for general purpose
- High forward surge capability
- Meets MSL level 1, per J-STD-020, LF maximum peak of 260 °C
- Halogen Free

Typical Applications

For use in general purpose switching rectification of power supply, inverters, converters, and freewheeling diodes for consumer and telecommunication.



Mechanical Data

- **Package:** SOD-123FL
Molding compound meets UL 94 V-0 flammability rating, RoHS-compliant, halogen-free
- **Terminals:** Tin plated leads, solderable per J-STD-002 and JESD22-B102
- **Polarity:** Cathode line denotes the cathode end

■ Maximum Ratings (T_a=25°C Unless otherwise specified)

PARAMETER	SYMBOL	UNIT	G1AH	G1BH	G1DH	G1GH	G1JH	G1KH	G1MH
Device marking code			G1AH	G1BH	G1DH	G1GH	G1JH	G1KH	G1MH
Maximum Repetitive Peak Reverse Voltage	VRRM	V	50	100	200	400	600	800	1000
Maximum RMS Voltage	VRMS	V	35	70	140	280	420	560	700
Maximum DC blocking Voltage	VDC	V	50	100	200	400	600	800	1000
Average rectified output current @60Hz sine wave, Resistance load, TL (FIG.1)	I _O	A	1.0						
Forward Surge Current (Non-repetitive) @60Hz Half-sine wave, 1 cycle, T _j =25°C	IFSM	A	30						
Forward Surge Current (Non-repetitive) @1ms, square wave, 1 cycle, T _j =25°C			60						
Current Squared Time @1ms≤t<8.3ms T _j =25°C	I ² t	A ² s	3.735						
Typical Junction Capacitance @ Measured at 1MHz and Applied on 4.0VD.C	C _j	pF	8						
Storage temperature	T _{stg}	°C	-55 ~ +150						
Junction temperature	T _j	°C	-55 ~ +150						



G1AH THRU G1MH

■ Electrical Characteristics (T_a=25°C Unless otherwise specified)

PARAMETER	SYMBOL	UNIT	TEST CONDITIONS	MIN	TYPICAL	MAX
Maximum instantaneous forward voltage drop per diode	V _F	V	I _{FM} =1.0A	-	-	1.1
Reverse recovery time	TRR	ns	I _F =0.5A, I _R =1.0A, I _r =0.25A	1000	1650	2000
Maximum DC reverse current at rated DC blocking voltage per diode	I _R	μA	T _j =25°C	-	-	5
			T _j =125°C	-	-	50

■ Thermal Characteristics (T_a=25°C Unless otherwise specified)

PARAMETER	SYMBOL	UNIT	G1AH	G1BH	G1DH	G1GH	G1JH	G1KH	G1MH
Typical Thermal resistance	R _{θJ-A}	°C/W	85 ⁽¹⁾						
	R _{θJ-L}		30 ⁽¹⁾						
	R _{θJ-C}		25 ⁽¹⁾						

Note

(1) Thermal resistance from junction to ambient and from junction to lead mounted on P.C.B. with 0.2" x 0.2" (5.0 mm x 5.0 mm) copper pad areas

■ Characteristics(Typical)

FIG.1: Io-TL Curve

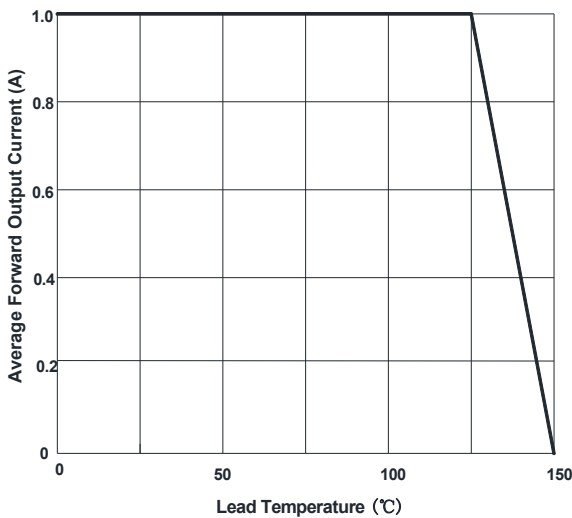


FIG.2: Forward Surge Current Capability

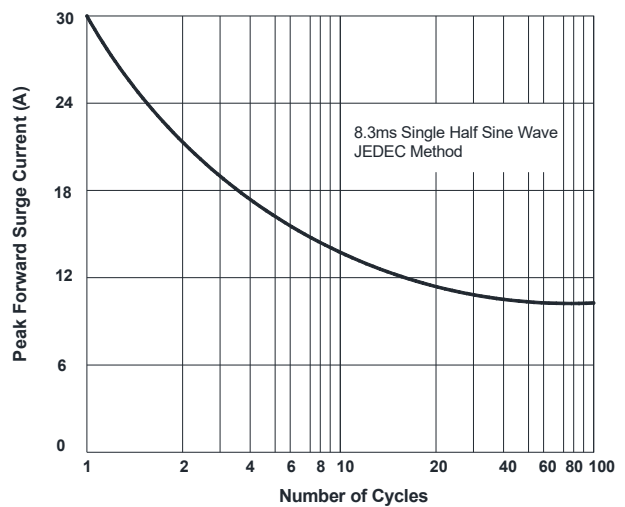


FIG.3: Typical Forward Voltage

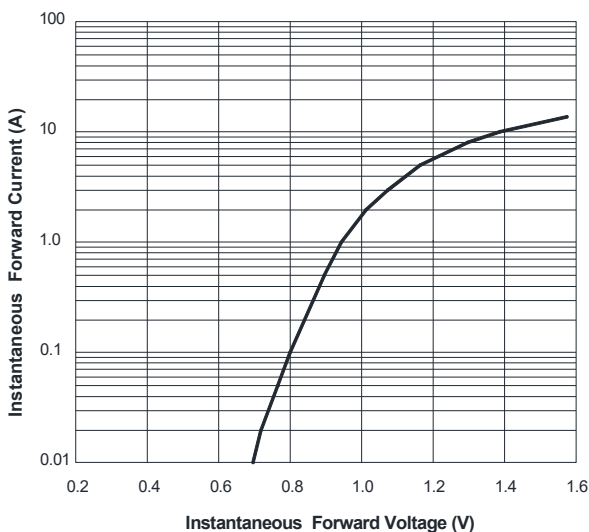


FIG.4: Typical Reverse Characteristics

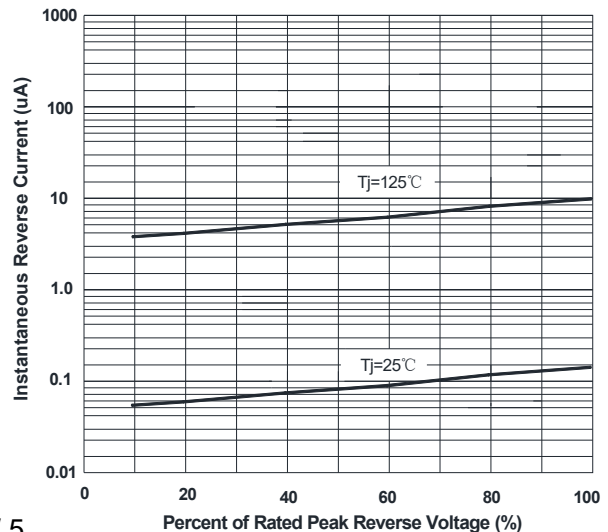
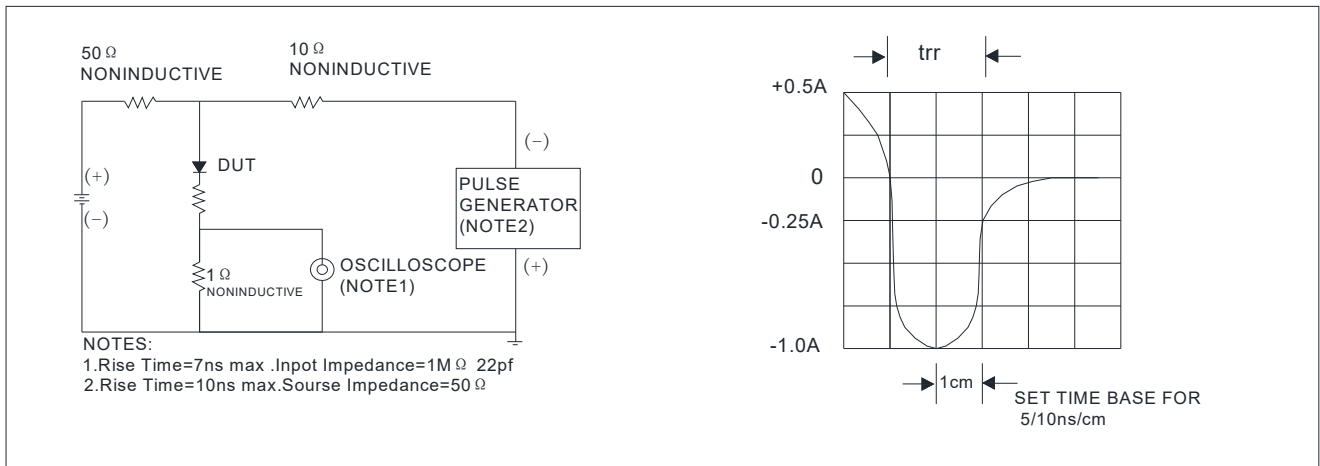


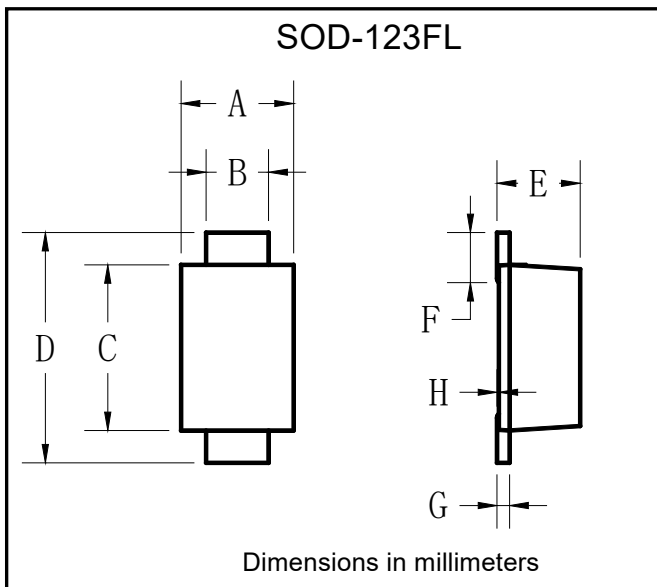
FIG.5: Diagram of circuit and Testing wave form of reverse recovery time



Ordering Information (Example)

PREFERRED P/N	PACKING CODE	UNIT WEIGHT(g)	MINIMUM PACKAGE(pcs)	INNER BOX QUANTITY(pcs)	OUTER CARTON QUANTITY(pcs)	DELIVERY MODE
G1AH THRU G1MH	F1	Approximate 0.0169	3000	30000	120000	7" reel
G1AH THRU G1MH	F2	Approximate 0.0169	2500	25000	100000	7" reel
G1AH THRU G1MH	F3	Approximate 0.0169	10000	30000	210000	13" reel
G1AH THRU G1MH	F4	Approximate 0.0169	3000	54000	108000	7" reel
G1AH THRU G1MH	F5	Approximate 0.0169	10000	20000	160000	13" reel
G1AH THRU G1MH	F6	Approximate 0.0169	3000	12000	60000	7" reel

Outline Dimensions

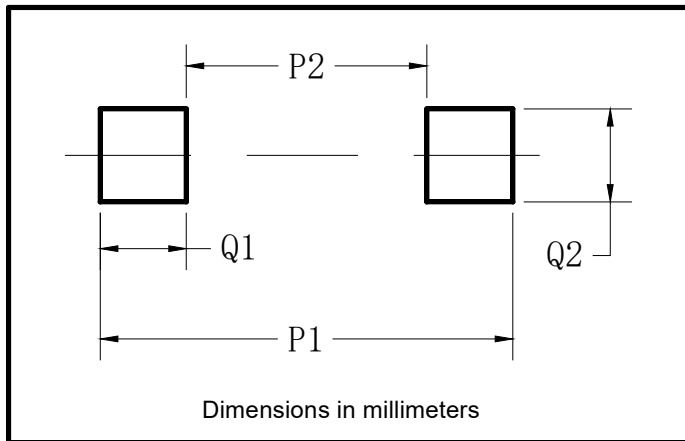


SOD-123FL		
Dim	Min	Max
A	1.60	1.90
B	0.90	1.10
C	2.55	2.85
D	3.60	3.90
E	1.00	1.20
F	0.40	0.90
G	0.10	0.25
H	0.02	0.05



G1AH THRU G1MH

■ Suggested pad layout



SOD-123FL	
Dim	Millimeters
P1	3.90
P2	1.90
Q1	1.00
Q2	1.50



G1AH THRU G1MH

Disclaimer

The information presented in this document is for reference only. Yangzhou Yangjie Electronic Technology Co., Ltd. reserves the right to make changes without notice for the specification of the products displayed herein to improve reliability, function or design or otherwise.

The product listed herein is designed to be used with ordinary electronic equipment or devices, and not designed to be used with equipment or devices which require high level of reliability and the malfunction of which would directly endanger human life (such as medical instruments, transportation equipment, aerospace machinery, nuclear-reactor controllers, fuel controllers and other safety devices), Yangjie or anyone on its behalf, assumes no responsibility or liability for any damages resulting from such improper use of sale.

This publication supersedes & replaces all information previously supplied. For additional information, please visit our website [http:// www.21yangjie.com](http://www.21yangjie.com) , or consult your nearest Yangjie's sales office for further assistance.